




29007 477th Avenue 500 Whirlwind Drive
Canton, SD 57013 Freeport, MN 56331
OFFICE: 866-987-9080

WWW.DAKOTASTEELANDTRIM.COM
Email: Quotes@dakotasteelandtrim.com

STRONG — RIB —



SPECIFICATIONS:

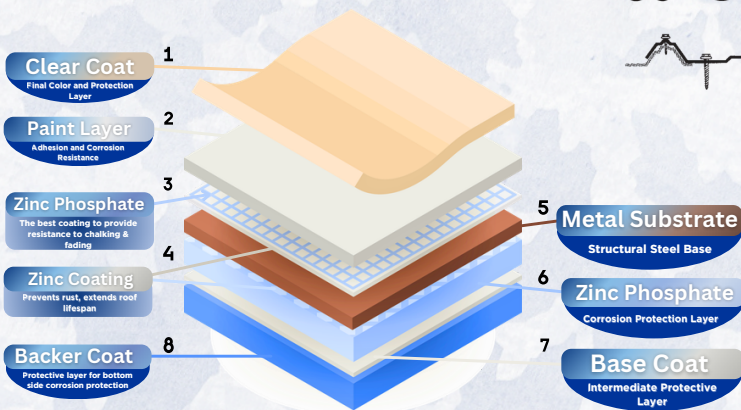

- Panel coverage - 36"
- Minimum recommended slope - 3:12
- Available Gauges - 29 ga. and 26 ga.
- Painted Product carries up to a 45-year warranty using MAXX Shield 45 Paint System

PANEL INFORMATION:

- Panel has a 36" coverage, with 3/4" high ribs 9" on center
- Maximum recommended panel length is 45' - 0"
- Panel can be used over open framing, or solid substrate.

TESTING:

- UL 790, Class A Fire Resistance Rating
- UL 2218, Class 4 Impact Resistance
- UL 580, Class 90 Wind Uplift Rating



45 YEAR WARRANTY

Scan The QR Code For Colors



SECTION PROPERTIES: 36" WIDE STRONG RIB									
Gauge	Thickness (Inches)	Weight (psi)	Yield Stress (ksi)	Top in Compression (Positive Bending)			Bottom in Compression (Negative Bending)		
				Ixx (in4/ft)	Sxx (in 4/ft)	Ma (in.kips/ft)	Ixx (in4/ft)	Sxx (in4/ft)	Ma (in.kips/ft)
29	0.0150	0.67	80.0	0.0108	0.0177	0.637	0.0072	0.0156	0.563
26	0.0180	0.79	80.0	0.0127	0.0206	0.742	0.0089	0.0185	0.667

ALLOWABLE UNIFORM LIVE LOADS, psf, FOR VARIOUS SPANS														
Gauge	Thickness (Inches)	Yield Stress (ksi)	Outward Load						Inward Load					
			1.5'	2'	2.5'	3'	3.5'	4'	1.5'	2'	2.5'	3'	3.5'	4'
29	0.0150	80.0	178	100	64	44	32	25	157	88	57	39	29	22
26	0.0180	80.0	210	118	76	52	38	30	188	105	67	47	34	26

1. Theoretical section properties have been calculated per AISI 2012 'North American Specification for the Design of Cold-Formed Steel Structural Members'.
2. Allowable load is calculated in accordance with AISI 2012 specifications.
Allowable load considers the 3 or more equal spans condition for deflection.
Allowable load does not address web crippling, fasteners, support material or load testing. Panel weight is not considered.
3. Deflection is limited by a maximum deflection ratio of L/180 of span.
4. Allowable loads do not include a 1/3 stress increase for wind.
5. All values are for one foot of panel width.
6. Frames, purlins, fasteners and all supports must be designed to resist all loads imposed on the panel.
7. Diaphragm Capacity: 246 plf average Ultimate Shear Strength using the above fastening pattern on 2x supports located 2' on center. per ASTM E 455.

