




29007 477th Avenue    500 Whirlwind Drive  
Canton, SD 57013    Freeport, MN 56331

OFFICE: 866-987-9080

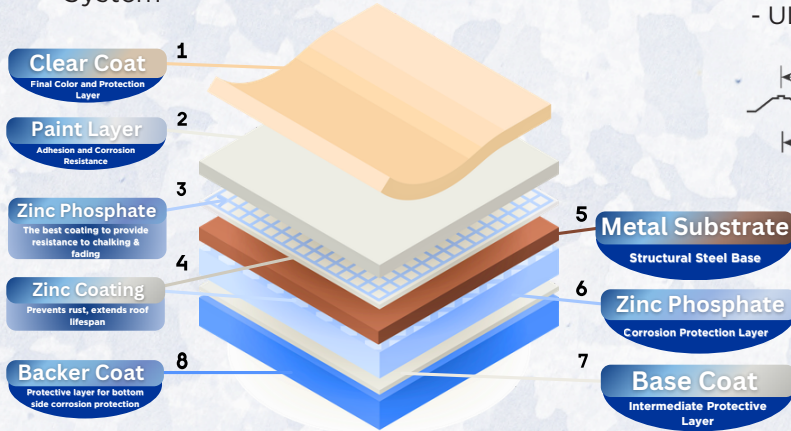
WWW.DAKOTASTEELANDTRIM.COM  
Email: [Quotes@dakotasteelandtrim.com](mailto:Quotes@dakotasteelandtrim.com)

# QUAD - RIB -



## SPECIFICATIONS:

- Panel coverage - 36"
- Minimum recommended slope - 3:12
- Available Gauges - 29 ga. and 26 ga.
- Painted Product carries up to a 45-year warranty using MAXX Shield 45 Paint System


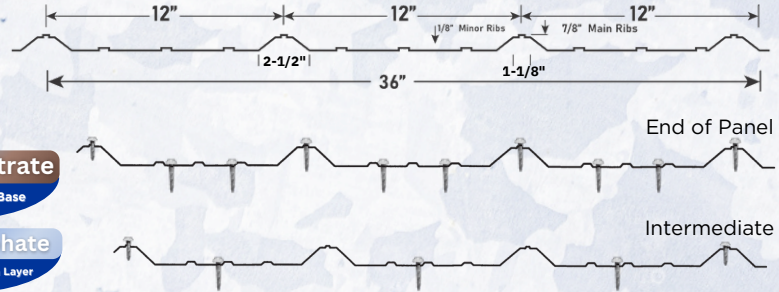


## PANEL INFORMATION:

- Panel has a 36" coverage, with 7/8" high ribs 12" on center.
- Maximum recommended panel length is 45' - 0".
- Panel can be used over open framing, or solid substrate.

## TESTING:

- UL 790, Class A Fire Resistance Rating
- UL 2218, Class 4 Impact Resistance
- UL 580, Class 90 Wind Uplift Rating



**45** YEAR WARRANTY

Scan The QR Code For Colors



### SECTION PROPERTIES: 36" WIDE QUAD RIB

Gauge	Thickness (Inches)	Weight (psi)	Yield Stress (ksi)	Top in Compression (Positive Bending)			Bottom in Compression (Negative Bending)		
				Ixx (in4/ft)	Sxx (in4/ft)	Ma (in.kips/ft)	Ixx (in4/ft)	Sxx (in4/ft)	Ma (in.kips/ft)
29	0.0150	0.66	80.0	0.0118	0.0165	0.593	0.0100	0.0139	0.499
26	0.0180	0.79	80.0	0.0141	0.0196	0.704	0.0120	0.0165	0.592

### ALLOWABLE UNIFORM LIVE LOADS, psf, FOR VARIOUS SPANS

Gauge	Thickness (Inches)	Yield Stress (ksi)	Outward Load						Inward Load					
			1.5'	2'	2.5'	3'	3.5'	4'	1.5'	2'	2.5'	3'	3.5'	4'
29	0.0150	80.0	166	93	60	41	30	23	138	78	50	35	25	19
26	0.0180	80.0	198	112	71	50	36	28	165	93	60	41	30	23

- Theoretical section properties have been calculated per AISI 2012 'North American Specification for the Design of Cold-Formed Steel Structural Members'.
- Allowable load is calculated in accordance with AISI 2012 specifications. Allowable load considers the 3 or more equal spans condition for deflection. Allowable load does not address web crippling, fasteners, support material or load testing. Panel weight is not considered.
- Deflection is limited by a maximum deflection ratio of L/180 of span.
- Allowable loads do not include a 1/3 stress increase for wind.
- All values are for one foot of panel width.
- Frames, purlins, fasteners and all supports must be designed to resist all loads imposed on the panel.
- Diaphragm Capacity: 246 plf average Ultimate Shear Strength using the above fastening pattern on 2x supports located 2' on center. per ASTM E 455.

